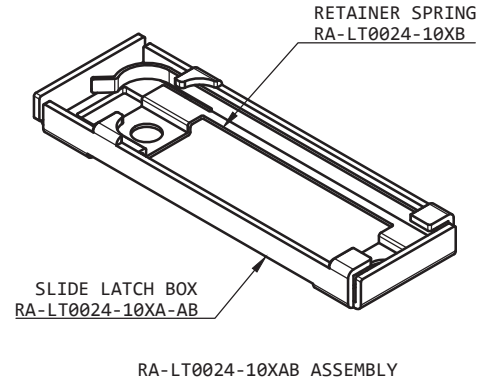
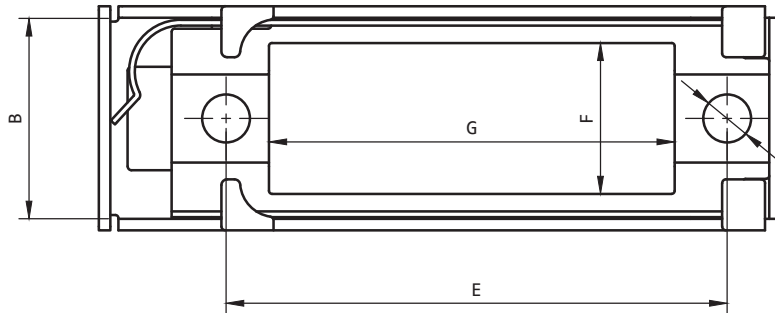
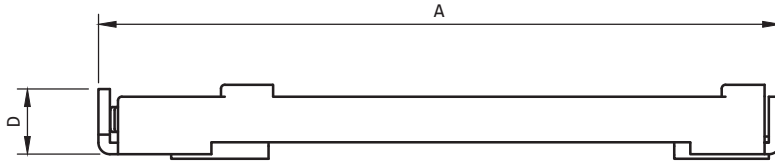
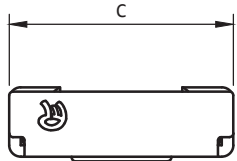


CONFIDENTIAL INFORMATION: THIS DOCUMENT AND CONTAINED INFORMATION ARE THE PROPERTY OF RUSSTECH ENGINEERING COMPANY, INC. THE RECIPIENT, BY RECEIPT AND RETENTION HEREOF, ACKNOWLEDGES THAT THE INFORMATION RECEIVED IS CONFIDENTIAL, DEVELOPED OVER TIME AT SIGNIFICANT EXPENSE, AND THAT DISCLOSURE THEREOF TO THIRD PARTIES WILL CAUSE IRREPARABLE HARM TO RUSSTECH. THE RECIPIENT, BY THE RECEIPT AND RETENTION OF SUCH INFORMATION, AGREES TO MAINTAIN SUCH INFORMATION IN CONFIDENCE, TO NOT DISCLOSE IT TO THIRD PARTIES, AND TO RETURN IT, AND ALL COPIES OR DERIVATIVES THEREOF, IN ANY FORM, TO RUSSTECH, UPON REQUEST.

REVISION HISTORY						
ZONE	REV	DESCRIPTION	CHECKED BY	DATE	APPROVED BY	DATE
-	A	ADDED -104AB, -105AB, AND -106AB, ADDED DIMENSIONS FOR -103AB, UPDATED NOTES TO MATCH LOW PROFILE RECEIVER DRAWING	J. GILMAN	2/16/22	B. DUNCAN	2/16/22
E6	B	ADDED WEIGHT FOR -104AB.	J. GILMAN	4/21/22	B. DUNCAN	4/21/22
--	C	REVISED PER EC000006.	Wm Bryon Duncan	12/2/22	Jason Gilman	12/2/22



DIMENSIONS (INCHES)									
Dash Number	Connector Backshell Size	A INCHES	B INCHES	C INCHES	D INCHES	E INCHES	F INCHES	G INCHES	Max Weight (Lbs.)
-101AB	1	1.45	.52	.58	.17	.98	.39	.73	.010
-102AB	2	1.78	.52	.58	.17	1.31	.39	1.06	.011
-103AB	3	2.32	.52	.58	.17	1.85	.40	1.60	.013
-104AB	4	2.97	.52	.58	.17	2.50	.40	2.25	.014
-105AB	5	2.87	.63	.69	.17	2.40	.51	2.15	.015
-106AB	6	2.97	.69	.75	.17	2.50	.56	2.27	.016

NOTES:

- DIMENSIONS APPLY AFTER FINISH
- MATERIALS:
SLIDE LATCH: 304 ANNEALED STAINLESS STEEL
RETAINER SPRING: STEEL
RETAINER SPRING FINISH: NICKEL PLATE
- PACKAGE TO PREVENT DAMAGE
- IDENTIFY AS SHOWN
- RECOMMEND USE OF 4-40 PHILIPS PAN HEAD SCREW (EXAMPLE: MS51957-14)
 - RA-LT0024-10XAB PART NUMBER DOES NOT INCLUDE HARDWARE
 - RA-LT0024-10XABH PART NUMBER DOES INCLUDE HARDWARE (QTY 2, MS51957-14 SCREWS)
- IT IS THE USERS RESPONSIBILITY TO ENSURE PROPER CONTACT ENGAGEMENT

TECHNICAL REFERENCE RA-LT0024-10XAB_L00000_SALES_STEP				RUSSTECH ENGINEERING COMPANY, INCORPORATED 4416 RUSSELL ROAD, SUITE A MUKILTEO, WA 98275, USA			
UNLESS OTHERWISE SPECIFIED DIMENSIONS ARE IN DECIMAL INCHES WITH METRIC IN BRACKETS TOLERANCES ARE: .X ± .1 .XX ± .02 ANGLES ± .5°		APPROVALS DRAWN BY J. GILMAN	DATE 4/29/21	TITLE SLIDE LATCH ASSEMBLY, DSUB PANEL MOUNT, LOW PROFILE			
		CHECKED BY B. LEBSON	DATE 7/13/21	SIZE A3	CAGE CODE 1EG24	DRAWING NUMBER RA-LT0024-10XAB-S	REV. C
		ENGINEER J. GILMAN	DATE 7/13/21	SCALE 3:1	AUTODESK-FUSION	DEPARTMENT SALES	SHEET 1/1
		APPROVED BY H. GILMAN	DATE 7/13/21				